



**The Dolomite Centre Ltd.**  
 Unit 1, Anlian Business Park, Orchard Road,  
 Royston, Hertfordshire, SG8 5TW, UK  
**T:** +44 (0)1763 242491  
**F:** +44 (0)1763 246125  
**E:** dolomitesales@syrris.com  
**W:** www.dolomite-centre.com


**The Dolomite Centre Limited**  
 Registered office: 27 Jarman Way,  
 Royston, Hertfordshire, SG8 5HW, UK  
 Company No. 05640084

# INFORMATION SHEET


Part name	Mitos micromixer chip	Part number	3000144
-----------	-----------------------	-------------	---------

## Description

The Mitos micromixer chip is a glass microfluidic device designed for rapid mixing of two or three fluid streams. Fast mixing times are required for the study of reaction kinetics, sample dilution, improving reaction selectivity, rapid crystallisation and nanoparticle synthesis. There are two independent micromixer channels on the chip and two headers allowing connection with the Mitos 4-way edge connector (3000024).



Left: Mitos micromixer chip (3000144)  
 Below: Micromixer chip with Edge Connectors



## Benefits

- Extremely rapid mixing across a range of flow rates
- Low dead volume
- High visibility (excellent access for optics)
- Quick connect / disconnect
- Wide temperature and pressure range
- Excellent chemical compatibility


	Specification	Value
1	Number of inputs	3
2	Number of outputs	1
3	Internal channel cross section	125 x 350 $\mu\text{m}$ and 50 x 125 $\mu\text{m}$ (depth x width)
4	Internal volume of micromixer	8 $\mu\text{l}$
5	Internal volume of a mixing stage	0.35 $\mu\text{l}$
6	Back pressure with 100 $\mu\text{l}/\text{min}$ flow (water)	0.1 bar
7	Outside diameter of connection tubing	1.6 mm (1/16 inch)
8	Inside diameter of connection tubing	0.25 mm provided as standard
9	Connection tubing material	PTFE, FEP
10	Surface roughness of channels ( $R_a$ )	5 nm
11	Chip size	45 mm x 15 mm
12	Chip top layer thickness	2 mm
13	Chip base layer thickness	2 mm



14	Operating pressure	100 Bar (30 Bar with edge connector)
15	Operating temperature	400 °C (260 °C with edge connector)
16	Material	Glass
17	Fabrication process	HF etching and thermal bonding

### Micromixer performance

To measure mixing performance a transparent phenolphthalein pH marker was mixed with an alkali solution to produce a bright pink colour. This is shown in the image below.

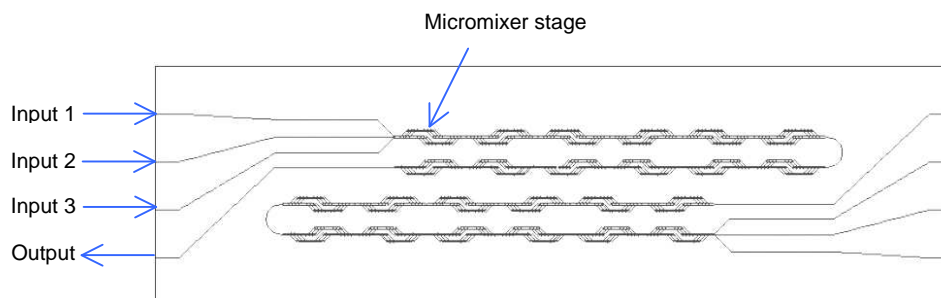


The mixing time was measured at various total flow rates, as shown in the table below. The volumetric flow rate ratio between the two input streams was 1:1.

Flow rate (microliters/min)	5	10	20	40	80	160	320	640	1200	2000	3000	4000	5000
Number of stages for mixing	1	1	2	4	6	7	7	4	4	3	3	2	2
Mixing time (milliseconds)	4200	2100	2100	2100	1575	919	459	131	70	32	21	11	8

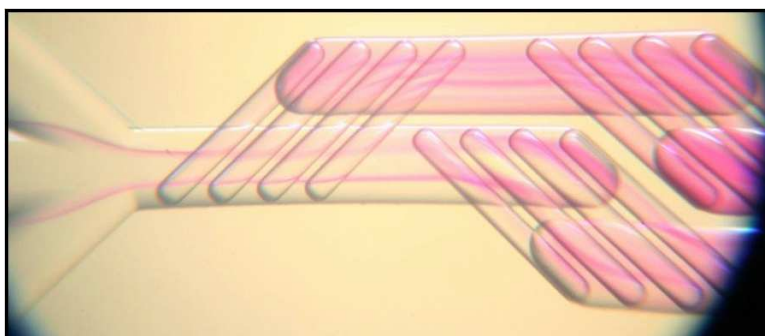
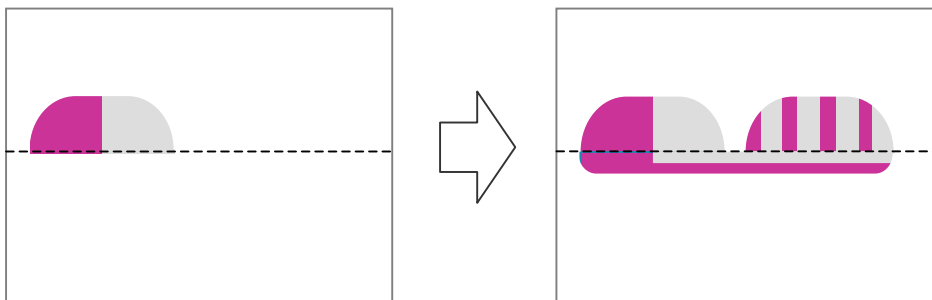
### Micromixer chip channel layout

The channel geometry of the Micromixer chip is shown below:



## Mixing mechanism

The Mitos micromixer is a static mixer (no moving parts), which at low flow rates creates lamination of the flow streams as shown in the diagram below:



The lamination of the streams reduces diffusion distances and hence improves mixing time. At high flow rates swirling occurs in the flow streams, reducing mixing time further.